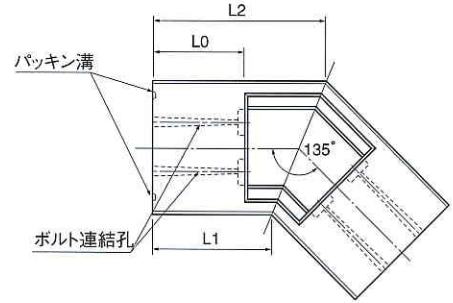
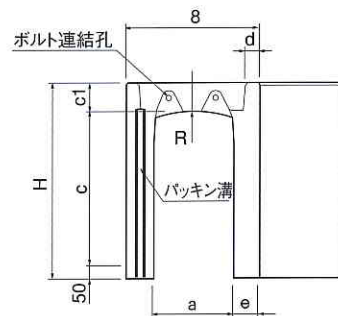





## CH- II 可変側溝

### 135°コーナー 製品 内幅300~400



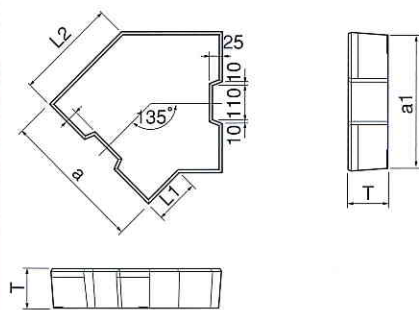

模	縞鋼板模様	○
様	格子模様	×
	無地	×



呼び名 (幅a×高)	各部の寸法 (mm)										参考質量 (kg)
	B	H	c	c1	e	R	L0	L1	L2		
300	500	300	445	285	110	100	360	345	450	657	280
		400	545	385							330
		500	645	485							380
		600	745	585							435
		700	845	685							485
		800	945	785							540
		900	1045	885							595
		1000	1145	985							645
		1100	1245	1085							700
400	610	400	560	385	125	105	470	345	450	703	400
		500	660	485							455
		600	760	585							510
		700	860	685							565
		800	960	785							625
		900	1060	885							685
		1000	1160	985							740
		1100	1260	1085							800
		1200	1360	1185							855

### 135°コーナー蓋 内幅300~400

模	縞鋼板模様	○
様	格子模様	×
	無地	×



呼び名	各部の寸法 (mm)					参考質量 (kg)
	a	a1	L1	L2	T	
300	400	380	121	286	110	38
400	500	480	123	330	125	65